

NEW **Air** AT HOME

The thinnest line ever.



bticino



Air

Thin like no other

Axolute **Air**

FEATURES

- 3.5mm thinness ■
- Efficient lines ■
- Axolute glossy key: white, tech and anthracite ■

Better value for money than ever before

FEATURES

- 4.5 mm thinness
- Curved lines which blend with the wall
- Livinglight satin key: white, tech and anthracite



Livinglight **Air**

New finishes: SOFT

Exclusive matte finishes that perfectly match with current interior design trends.



SAND finish example



CLAY finish example

FEATURES

- Surface: matte/silk ■
- Material: zamak ■
- Feeling to the touch: delicate velvet effect ■

New finishes: BRUSHED

Brushed, a BTicino classic:
updated following the most advanced aesthetic.



BRUSHED CHROME finish example




BRUSHED TITANIUM finish example

FEATURES

- Surface: satin and gently brushed
- Material: zamak
- Feeling to the touch: metal

Axolute ^{Air}

Range of cover plates



STEEL PLATES

BTICINO APP RANGE OF COVER PLATES



Download the Bticino APP and combine the cover plate shapes and colours with the control colours.

MONOCHROME



AXOLUTE WHITE - HD



TECH - HC



ANTHRACITE - HS

SOFT



MATT WHITE - AW



SAND - SB



ECLIPSE - XN

BRUSHED



BRUSHED NICKEL - NIS



BRUSHED TITANIUM - TIS



BRUSHED CHROME - CRS



Example of Axolute Air MATT WHITE -AW- cover plate, painted.

Customize your cover plate

SUGGESTIONS FOR USE.

THE Axolute Air MATT WHITE -AW- and Livinglight Air PURE WHITE -BN- cover plates can also be painted.

PAINTING


Before painting with house paint, the surface should be sanded/matted for better adhesion. Resin-rich products (e.g. water-based varnishes) should be used.

Notes

- Do not paint the devices (keys, sockets, etc.)
- Paint the cover plate separately and mount it when it is dry

CLEANING THE COVER PLATE

Water-based detergents should be used. Using ethyl alcohol or other solvents which could damage or soften the paint is not recommended.



Example of Livinglight Air PURE WHITE -BN- cover plate, painted.

Livinglight **Air**

Range of cover plates



STEEL PLATES

MONOCHROME



PURE WHITE - BN



TECH - TE



ANTHRACITE - AR

BRUSHED



BRUSHED NICKEL - NIS



BRUSHED TITANIUM - TIS



BRUSHED CHROME - CRS

BTICINO APP RANGE OF COVER PLATES



Download the Bticino APP and combine the cover plate shapes and colours with the control colours.

Livinglight ^{Air}

SOFT

NEW



STREET - ST

NEW



CLAY - CY

NEW



SAND - SB

NEW



BLUE MOON - BM

SHINY



PEWTER - PT



PALLADIUM - PL



SATIN GOLD - OF



SATIN NICKEL - NK



PEARL WHITE - PR

How to install Axolute ^{Air}

Steps

Item codes

1 Use standard boxes



503E
(see the catalogue for the box codes in the other modular concepts)

2 Use the AXOLUTE AIR dedicated supports



H4703W - H4704W - HA4706W - H4726W

3 Use the new AXOLUTE axial controls to keep perfectly flat the light point



	NEW		NEW		NEW
1P 10 AX 250 Vac switches	<input type="checkbox"/> HD4001N <input type="checkbox"/> HC4001N <input type="checkbox"/> HS4001N	1P 10 AX 250 Vac two way switches	<input type="checkbox"/> HD4003N <input type="checkbox"/> HC4003N <input type="checkbox"/> HS4003N	1P (NO) 10 A 250 Vac pushbuttons	<input type="checkbox"/> HD4005N <input type="checkbox"/> HC4005N <input type="checkbox"/> HS4005N

4 Then complete the system with all the functions of the AXOLUTE catalogue



All codes in the catalogue

5 Finish the work by mounting the AXOLUTE AIR cover plates








See following pages for the cover plate range codes

How to install Livinglight ^{Air}

Steps
















Item codes

1	Use standard boxes		503E (see the catalogue for the box codes in the other modular concepts)												
2	Use the LIVINGLIGHT AIR dedicated supports		LN4702C - LN4703C - LN4704C - LN4707C - LN4726C												
3	Use the new LIVINGLIGHT axial controls to keep perfectly flat the light point		<table border="0"> <tr> <td></td> <td style="text-align: center;">NEW</td> <td></td> <td style="text-align: center;">NEW</td> <td></td> <td style="text-align: center;">NEW</td> </tr> <tr> <td>1P 10 AX 250 Vac switches</td> <td> <input type="checkbox"/> N4051N <input type="checkbox"/> NT4051N <input type="checkbox"/> L4051N </td> <td>1P 10 AX 250 Vac two way switches</td> <td> <input type="checkbox"/> N4053N <input type="checkbox"/> NT4053N <input type="checkbox"/> L4053N </td> <td>1P (NO) 10 A 250 Vac pushbuttons</td> <td> <input type="checkbox"/> N4055N <input type="checkbox"/> NT4055N <input type="checkbox"/> L4055N </td> </tr> </table>		NEW		NEW		NEW	1P 10 AX 250 Vac switches	<input type="checkbox"/> N4051N <input type="checkbox"/> NT4051N <input type="checkbox"/> L4051N	1P 10 AX 250 Vac two way switches	<input type="checkbox"/> N4053N <input type="checkbox"/> NT4053N <input type="checkbox"/> L4053N	1P (NO) 10 A 250 Vac pushbuttons	<input type="checkbox"/> N4055N <input type="checkbox"/> NT4055N <input type="checkbox"/> L4055N
	NEW		NEW		NEW										
1P 10 AX 250 Vac switches	<input type="checkbox"/> N4051N <input type="checkbox"/> NT4051N <input type="checkbox"/> L4051N	1P 10 AX 250 Vac two way switches	<input type="checkbox"/> N4053N <input type="checkbox"/> NT4053N <input type="checkbox"/> L4053N	1P (NO) 10 A 250 Vac pushbuttons	<input type="checkbox"/> N4055N <input type="checkbox"/> NT4055N <input type="checkbox"/> L4055N										
4	Then complete the system with all the functions of the LIVINGLIGHT catalogue		All codes in the catalogue												
5	Finish the work by mounting the LIVINGLIGHT AIR cover plates		See following pages for the cover plate range codes												

Axolute ^{Air}

Code selection table



Cover plate modules	2	3	4	6	3+3
Plasterboard or flush mounted box	 503E	 503E	 504E	 506L	 506E
Support	 H4703W	 H4703W*	 H4704W	 H4706W	 H4726W
Light point					
MONOCHROME					
AXOLUTE White	HW4819HD	HW4803HD	HW4804HD	HW4806HD	HW4826HDN
Tech	HW4819HC	HW4803HC	HW4804HC	HW4806HC	HW4826HCN
Anthracite	HW4819HS	HW4803HS	HW4804HS	HW4806HS	HW4826HSN
SOFT					
Matt White	HW4819AW	HW4803AW	HW4804AW	HW4806AW	HW4826AWN
Sand	HW4819SB	HW4803SB	HW4804SB	HW4806SB	HW4826SB
Eclipse	HW4819XN	HW4803XN	HW4804XN	HW4806XN	HW4826XN
BRUSHED					
Brushed Nickel	HW4819NIS	HW4803NIS	HW4804NIS	HW4806NIS	HW4826NIS
Brushed Titanium	HW4819TIS	HW4803TIS	HW4804TIS	HW4806TIS	HW4826TIS
Brushed Chrome	HW4819CRS	HW4803CRS	HW4804CRS	HW4806CRS	HW4826CRS

* Backing with knock-outs: to be removed if 3 modules are installed.























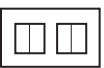

Note: Use the tool with suction cups item H4892KY to remove the installed cover plates



Item H4802KY

Livinglight ^{Air}

Code selection table

Cover plate modules	2	3	4	7	3+3	2	2+2	2+2+2
Plasterboard or flush mounted box	 502W	 503E	 504E	 506L	 506E	 502E	 2 x 502E	 3 x 502E
Support	 LN4702C	 LN4703C	 LN4704C	 LN4707C	 LN4726C	 LN4702E	 2 x LN4702E	 3 x LN4702E
Light point								

MONOCHROME

Pure White	LNC4802BN	LNC4803BN	LNC4804BN	LNC4807BN	LNC4826BN	LNE4802BN	LNE4802M2BN	LNE4802M3BN
Tech	LNC4802TE	LNC4803TE	LNC4804TE	LNC4807TE	LNC4826TE	LNE4802TE	LNE4802M2TE	LNE4802M3TE
Anthracite	LNC4802AR	LNC4803AR	LNC4804AR	LNC4807AR	LNC4826AR	LNE4802AR	LNE4802M2AR	LNE4802M3AR

SOFT

Street	LNC4802ST	LNC4803ST	LNC4804ST	LNC4807ST	LNC4826ST	LNE4802ST	LNE4802M2ST	LNE4802M3ST
Clay	LNC4802CY	LNC4803CY	LNC4804CY	LNC4807CY	LNC4826CY	LNE4802CY	LNE4802M2CY	LNE4802M3CY
Sand	LNC4802SB	LNC4803SB	LNC4804SB	LNC4807SB	LNC4826SB	LNE4802SB	LNE4802M2SB	LNE4802M3SB
Blue moon	LNC4802BM	LNC4803BM	LNC4804BM	LNC4807BM	LNC4826BM	LNE4802BM	LNE4802M2BM	LNE4802M3BM

SHINY

Pewter	LNC4802PT	LNC4803PT	LNC4804PT	LNC4807PT	LNC4826PT	LNE4802PT	LNE4802M2PT	LNE4802M3PT
Palladium	LNC4802PL	LNC4803PL	LNC4804PL	LNC4807PL	LNC4826PL	LNE4802PL	LNE4802M2PL	LNE4802M3PL
Satin Gold	LNC4802OF	LNC4803OF	LNC4804OF	LNC4807OF	LNC4826OF	LNE4802OF	LNE4802M2OF	LNE4802M3OF
Satin Nickel	LNC4802NK	LNC4803NK	LNC4804NK	LNC4807NK	LNC4826NK	LNE4802NK	LNE4802M2NK	LNE4802M3NK
Pearl White	LNC4802PR	LNC4803PR	LNC4804PR	LNC4807PR	LNC4826PR	LNE4802PR	LNE4802M2PR	LNE4802M3PR

BRUSHED

Brushed Nickel	LNC4802NIS	LNC4803NIS	LNC4804NIS	LNC4807NIS	LNC4826NIS	LNE4802NIS	LNE4802M2NIS	LNE4802M3NIS
Brushed Titanium	LNC4802TIS	LNC4803TIS	LNC4804TIS	LNC4807TIS	LNC4826TIS	LNE4802TIS	LNE4802M2TIS	LNE4802M3TIS
Brushed Chrome	LNC4802CRS	LNC4803CRS	LNC4804CRS	LNC4807CRS	LNC4826CRS	LNE4802CRS	LNE4802M2CRS	LNE4802M3CRS



Product news

NEW AXIAL SWITCH

Reduced depth. Superior ergonomics.



THE THINNEST EVER

The new axial switch takes up the least space in the box:

- 30% the size of the old axial

- It is easy to install, in new systems and in refurbishments even **with boxes full of cables.**



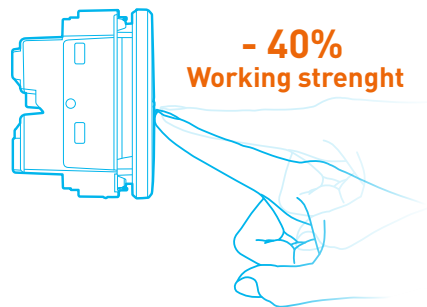
Available space with the current axial



+ 30%
Available space with the new axial

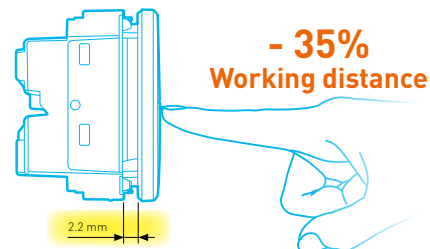
MORE FUNCTIONAL

Less working strength required for the activation: 5N instead of 9N.



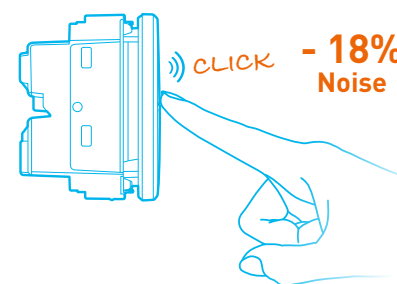
MORE ERGONOMIC

Less working distance for activation: 2.2 mm instead of 3.5 mm.



MORE QUIETLY

Reduction in the perceived noise. For 1-way and 2-way switches.



CATALOGUE

		Axolute				Livinglight			
		SCREW & PLATE TERMINAL		AUTOMATIC TERMINAL		SCREW & PLATE TERMINAL		AUTOMATIC TERMINAL	
		1 module	2 modules	1 module	2 modules	1 module	2 modules	1 module	2 modules
Description		Item	Item	Item	Item	Item	Item	Item	Item
1-way switch	<input type="checkbox"/>	HD4001N	HD4001M2N	HD4001AN	HD4001M2AN	N4051N	N4051M2N	N4051AN	N4051M2AN
	<input type="checkbox"/>	HC4001N	HC4001M2N	HC4001AN	HC4001M2AN	NT4051N	NT4051M2N	NT4051AN	NT4051M2AN
	<input type="checkbox"/>	HS4001N	HS4001M2N	HS4001AN	HS4001M2AN	L4051N	L4051M2N	L4051AN	L4051M2AN
2-way switch	<input type="checkbox"/>	HD4003N	HD4003M2N	HD4003AN	HD4003M2AN	N4053N	N4053M2N	N4053AN	N4053M2AN
	<input type="checkbox"/>	HC4003N	HC4003M2N	HC4003AN	HC4003M2AN	NT4053N	NT4053M2N	NT4053AN	NT4053M2AN
	<input type="checkbox"/>	HS4003N	HS4003M2N	HS4003AN	HS4003M2AN	L4053N	L4053M2N	L4053AN	L4053M2AN
Pushbutton 1P NO	<input type="checkbox"/>	HD4005N	HD4005M2N	HD4005AN	HD4005M2AN	N4055N	N4055M2N	N4055AN	N4055M2AN
	<input type="checkbox"/>	HC4005N	HC4005M2N	HC4005AN	HC4005M2AN	NT4055N	NT4055M2N	NT4055AN	NT4055M2AN
	<input type="checkbox"/>	HS4005N	HS4005M2N	HS4005AN	HS4005M2AN	L4055N	L4055M2N	L4055AN	L4055M2AN

Backlighting LED




LED colour		230 Va.c.	127 Va.c.	12 - 24 Va.c.
Blue	○	H4743/230B	H4743/127B	H4743/12B
Amber	○	LN4743/230A	LN4743/127A	LN4743/12A
Green	○	LN4743/230V	LN4743/127V	LN4743/12V
White	○	LN4743/230T	LN4743/127T	LN4743/12T

NOTE: all the leds are compatible with both Axolute and Livinglight axial switches

Product news

FLAT SOCKET

Perfect alignment.



FEATURES

Everything is aligned with the switches and the cover plate.

Movable wall aligned with the body. It follows the plug while inserting and become again flat when removed.

Backlit holes.

Earth contacts always protected for greater safety.

PERFECT FLATNESS

of the switch both even with the German/Italian standard sockets, in line with the sophisticated and prestigious appearance of AIR range

MORE PRACTICALITY

the simplicity to find the holes makes easy plugging in. Suitable for all the types of plugs used in Italy.

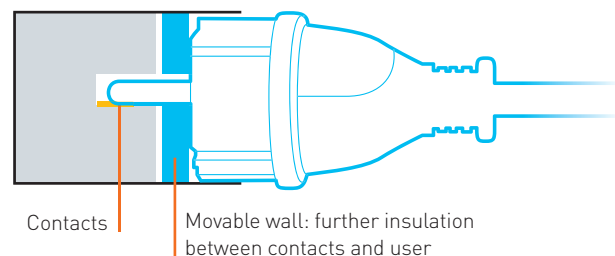
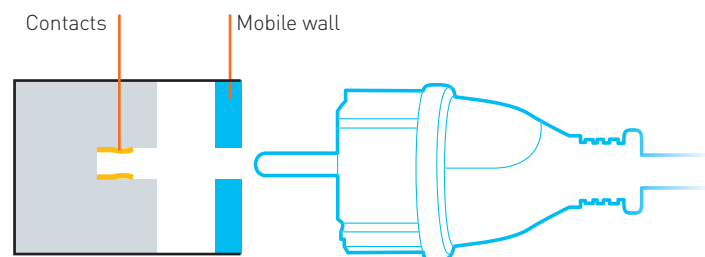
MORE CLEANLINESS

because dust and grease do not accumulate inside the sockets

MORE SAFETY

The **flat socket** guarantees more safety and protection than all the other sockets on the market thanks to:

- greater distance between movable wall and contacts when the plug is not inserted (the movable wall only lowers when the plug is plugged in)
- safety system which prevents people putting foreign objects into the plug entrance holes
- the movable wall returns to its original position on removing the plug, thus activating the safety system
- earth contacts always protected.



RECOMMENDED instead of all the German standard.

CATALOGUE

FLAT socket

FLAT socket German and Italian standard. When the plug is inserted the socket surface slides inside the casing; it returns to its initial position when the plug is taken out. Socket 2 P+E 16 A 250 Va.c. - 19 and 26 mm centre distance in 2-centre configuration - protected tulip contacts; side earth contact for German standard plugs; suitable for: Italian standard plugs 2P and 2 P+E 10/16 A, and 16A, German standard plugs 2P+E 16 A. 2 module

- HD4140/16F
- HC4140/16F
- HS4140/16F
- N4140/16F
- NT4140/16F
- L4140/16F



Axolute

Livinglight

Backlighting LED




LED colour		230 Va.c.
Blue	<input type="radio"/>	H4743/230B
Amber	<input type="radio"/>	LN4743/230A
Green	<input type="radio"/>	LN4743/230V
White	<input type="radio"/>	LN4743/230T

Product news


NEW INDUCTION AND USB CHARGERS

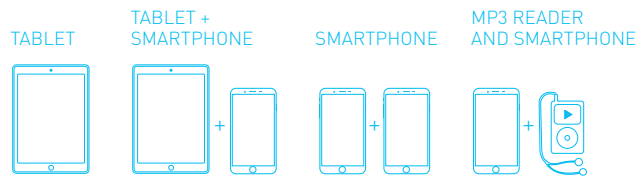
Faster charging and maximum flexibility for all uses.




MORE SOLUTIONS FOR ANY ROOM

The USB chargers, suitable for smartphones, Mp3 players, navigators, tablets etc., guarantee a fast charge and greater power, Adapting perfectly to the energy requirements


 **SUITABLE** for all rooms thanks to their small size. Recommended in the bedroom or kitchen.



of latest-generation batteries. Moreover, thanks to the variety of chargers proposed in the catalogue, they guarantee maximum flexibility of use, adapting to every need and every room.

 **WHEN** you have several telephones to charge or you need a rapid charge. Ideal for the living room or office.

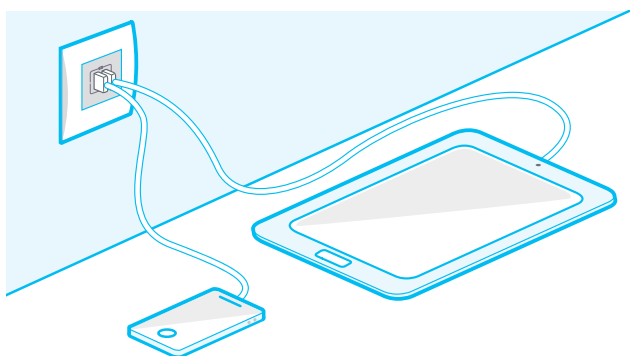


 **RECOMMENDED** on the kitchen worktop, in the living room, hotel ... Thanks to the support and induction charge.

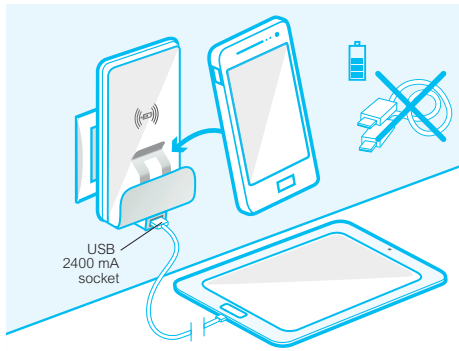
FLEXIBILITY OF USE

From the private home to the office, from the hotel to common areas BTicino USB chargers satisfy modern charging needs for every device.

For the quick charge of smartphones and tablets.
Allows you to free up sockets.



For wireless induction charging of devices fitted with suitable receivers. Also has a USB 2,400 mA socket.



CATALOGUE

USB charger

5 Vd.c. USB charger to be used only for recharging electronic devices up to 1100 mA like mobile phones, smartphones, tablets and similar - 110÷230 Va.c. power supply - 1 module

- HC4285C1
- HD4285C1
- HS4285C1
- L4285C1
- N4285C1
- NT4285C1



Axolute

Livinglight

5 Vd.c. USB charger (with 2 USB sockets) for quick charge of one single electronic device (mobile phones, smartphones, tablets or similar) up to 2400 mA or simultaneous charging of two devices up to 1200 mA - 110÷230 Va.c. 50÷60 Hz power supply - 2 module

- HD4285C2
- HC4285C2
- HS4285C2
- N4285C2
- NT4285C2
- L4285C2



Axolute

Livinglight

Induction charger

Induction charger which allows the quick and wireless charging of smartphones with induction receiver. Suitable for the bed head, sideboards, desks and work areas. Support surface, antislip, inclined by 10°. Antitheft lock function. Also has a 2,400 mA USB port to supply a second device via cable. Dimension 136.5 x 70 x 56.5 mm.

- H4285CW2



Axolute

- LN4285CW2

Livinglight

Product news

1 MODULE INFRARED SWITCH

IR for the new generation of LED lamps.



FOR ALL TYPES OF LAMPS.

The new automatic circuit breaker, with IR (passive infrared ray) movement sensor, is brought up to date, allowing **control of all the main types of lamp** on the market today, including CFL and LED lamps.

CATALOGUE

Passive infrared switches*

Circuit breaker with passive infrared ray movement sensor, suitable for all types of load including LED lamps – variable-threshold twilight circuit with possibility of exclusion – timing circuit to delay switching off adjustable from 30 seconds to 10 minutes – 2 A resistive / 2 A inductive relay output – 230 Va.c. power supply – 1 module

- HD4431N
- HC4431N
- HS4431N
- N4431N
- NT4431N
- L4431N



Axolute

Livinglight

*Available in the second half of 2017



RECOMMENDED FOR: entrance, corridor, garage, walkways, public.

Product news

NEW REMOVABLE TORCH Modern, Technological.



SAFE AND SIMPLE TO USE.

The new pull-out torch guarantees all the safety needed when there is a black-out, switching on automatically when there is a power cut.

It has a push&pull pull-out system, so that it can be easily removed from the flush-mounting base.




RECOMMENDED FOR: bedroom, living room, kitchen, corridor

CATALOGUE

Removeble torch

Removable and rechargeable torch with automatic ignition device. It turns on automatically in case of power failure - push & pull the extraction system (press and pull) complete with recharging base - white light LEDs with high luminous efficiency - ON / OFF switch and SPOT button to increase the brightness when needed - interchangeable batteries Ni-MH battery without memory effect - Autonomy of 2 hours - low consumption in stand-by 0.4W - Power 230 VAC - 2 modules

○ H4380N		Axolute supplied with neutral base and front cover plates in white, tech, anthracite colours
○ LN4380N		Livinglight supplied with neutral base and front cover plates in white, tech, anthracite colours
○ 4380NB		Axolute - Livinglight spare battery for rechargeable torches



Product news

LED LIGHTING

Comfort, energy saving and safety.

NEW 1 MODULE SAFETY LAMP*



Prevention against black-outs in minimum space

Thanks to its compact dimensions it is suitable for use in both the residential and service sectors.

It activates when there is a black-out and guarantees ample lighting for 2 hours.



RECOMMENDED FOR: bedroom, living room, kitchen, corridor, entrance, bathroom, storage room, hotel, offices.

ENERGY SAVING TWO-WAY SWITCH



An innovative and intelligent control:

works like a normal two-way switch (manual switching on and off of the light) but it can also switch the light off automatically if it is left on.



RECOMMENDED FOR: children's bedroom, corridor, entrance.

DIRECTIONAL LAMP



New directional step marker lamp.

Guarantees all the safety you need and at the same time allows you to create comfortable rooms.



RECOMMENDED FOR: walkways such as stairs and corridors.

CATALOGUE

1 module safety lamp*

LED safety lamp with automatic operation when there is a power cut. 230 Va.c. 50/60 Hz – power consumption 2.5 VA (0.1 W) – rechargeable non-replaceable NiMH 3.6 V 140 mAh battery – complete charge in 48 hours - autonomy 2 hours - light intensity 2400 mcd – angle of emission 120° - not pull-out – 1 module

○ H4381



Axolute

○ LN4381

Livinglight

*Available in the second half of 2017

Directional lamp

Directional lamp that creates a directional and decorative lighting. It is recommended for installation in 30 cm from the ground - can be controlled by a standard switch or an electronic switch without neutral, by a dimmer or a circuit breaker with neutral - LED lamp - consumption 2.2W - Luminous Flux 70 Lumen - Duration: 50.000 hours - 2 modules

○ H4361



Axolute

supplied with neutral base and front cover plates in white, tech, anthracite colours

○ LN4361

Livinglight

supplied with neutral base and front cover plates in white, tech, anthracite colours

Energy saving switch

Two-way Energy Saving switch with presence detector. It works as a traditional 2 way switch (manual ON, manual OFF) but it will automatically turn off the light if it doesn't detect any presence for 10 minutes.

IR detection range, 8 meters, 160°Δ - it is suitable with all type of loads that can be mixed on the same line:

- 12-150W: halogen or resistive loads
- 2-150VA: lamps with electronic or ferromagnetic ballast
- 8-30W (or 650 mA): LEDs or CFLs

Particularly suitable for places where a light can stay switched on for a long time such as garage and cellar, children's room, etc. No neutral wiring, 127-230V, 2 modules.

HD4003ES

HC4003ES

HS4003ES

N4003ES

NT4003ES

L4003ES



Axolute

Livinglight

Product news

LED LIGHTING

Comfort, energy saving and safety.

SWIVEL 360° LAMP



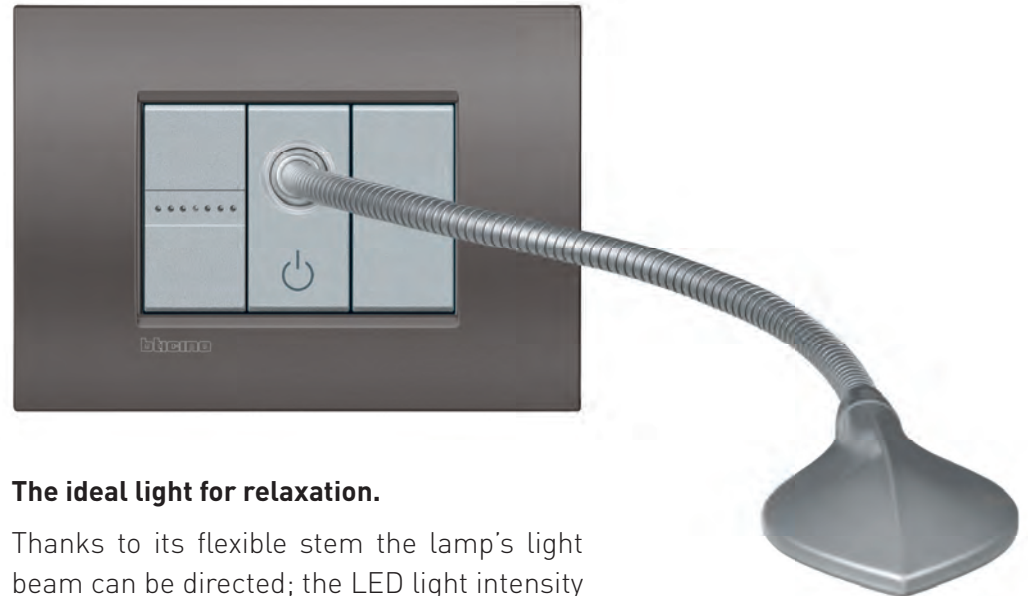
Light where you want it.

This flush-mounted lamp can be turned by 360 degrees, allowing you to light where you effectively need.



RECOMMENDED FOR: hob, desk.

DIMMER READING LAMP



The ideal light for relaxation.

Thanks to its flexible stem the lamp's light beam can be directed; the LED light intensity can be adjusted by means of the incorporated dimmer.



RECOMMENDED FOR: bedhead, desk.

CATALOGUE

Swivel 360° lamp

It is installed above a work place (kitchen, bedroom, desk ...) - Can be oriented by 360° for best lighting of the zone required - It can be controlled by a standard switch or an electronic switch without neutral, by a dimmer or an automatic switch with neutral - LED lamps - Consumption 2.8W - Luminous flux 70 lumen - life: approx. 50.000 hours - 2 modules.

○ H4360



Axolute

supplied with neutral base and front cover plates in white, tech, anthracite colours

○ LN4360

Livinglight

supplied with neutral base and front cover plates in white, tech, anthracite colours

Dimmer reading lamp

It is installed at the bedhead giving directional lighting. It has a flexible arm so that the lighting arm can be directed. The brightness can be dimmed by pressing the integrated ON/OFF control for a long time.

It can also be connected to a remote control and, if necessary, the integrated control can be disabled with a 30 sec. press.

- LED lamp - 3W consumption - Luminous flux 110 lumen (equivalent to 15 W incandescence) - Life 40,000 hours - 1 module (flush-mounted).

□ HD4362

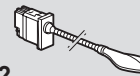
■ HC4362

■ HS4362

□ N4362

■ NT4362

■ L4362



Axolute

Livinglight

Product news

NEW TV SOCKETS

A simple range for advanced performances.



ONLY ONE REFERENCE FOR EACH TV SOCKET OUTLET.


Simple to be ordered: **just one code for each function** for both Axolute and Livinglight.

The aesthetic covers are supplied with the engine.

Moreover: low attenuation and new safe and intuitive wiring system.

CATALOGUE

Description	Axolute		Livinglight	
	1 module	2 modules	1 module	2 modules
Item	Item	Item	Item	Item
Star TV socket	H4202D		LN4202D	LN4202M2D
Passthrough TV socket	H4202P14		LN4202P14	
Terminal TV socket	H4202P10		LN4202P10	
Type-F star satellite socket	H4202F		LN4202F	
TV/SAT star socket demixed	H4214D	H4214M2D	LN4214D	LN4214M2D
TV/R/SAT star socket demixed		H4210M2D		LN4210M2D
TV/RD socket for cable operator		H4211M2C		LN4211M2C



Selection guide

1. Choose your wiring devices offer
2. Choose the function (e.g.: star socket, passthrough socket, satellite socket, etc.)

For Axolute and Livinglight, available in 3 different finishes (white, tech, anthracite), the color of the mechanism is no longer a problem, **the product reference is always the same!**



RECOMMENDED FOR: in every room of the house.

Product news

UNIVERSAL COVER IP44 universal cover.



JUST ONE ITEM FOR ALL THE RANGES.

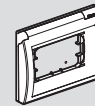
The Universal Cover is compatible with all the BTicino domestic lines and also allows you to install AIR in the home and outside. Just one product for maximum practical management and simple installation.

The door transparent membrane is made of best material: it has long-term resistance to all weather conditions.

CATALOGUE

IP44 universal cover

○ 26603



IP44 protection cover (guaranteed when closed). Ideal for installation where an IP44 protection degree is required.

It is fully compatible with all ranges, both BTicino and other brands. It's made using high quality materials that ensure long-term resistance in all weather conditions.

It can be installed on Italian standard 3-module flush mounted box. Size: H=11.6 mm - L=14.3 mm



RECOMMENDED FOR: garden, terrace, swimming pool, dressing room, room with laundry and bathroom, garage.

bticino

AD-EXAIR/17C/EN version 06/2017

BTicino SpA reserves at any time the right to modify the contents of this booklet and to communicate, in any form and modality, the changes brought to the same.

BTicino SpA – Viale Borri, 231 21100 Varese - Italy