



COMPACT SINGLE OUTLET

UNDERFLOOR SYSTEMS





DESIGN

Beautiful, yet invisible. Pure, yet intriguing. There is more than meets the eye to the design of our new quadrangular shaped single outlet. There is a compactness to it, which gives it a stylish, modern and classy appearance. And once you open the cover, there is a variety of possibilities to equip the UKE. Moreover, the unit is a true part of our product family by following our design guidelines.





STRENGTH

Due to its small number of components the UKE is a strong, solid and complete system. Made of stainless steel, it easily withstands the loads that arise in show rooms, office and residential buildings, hotels or shopping malls.

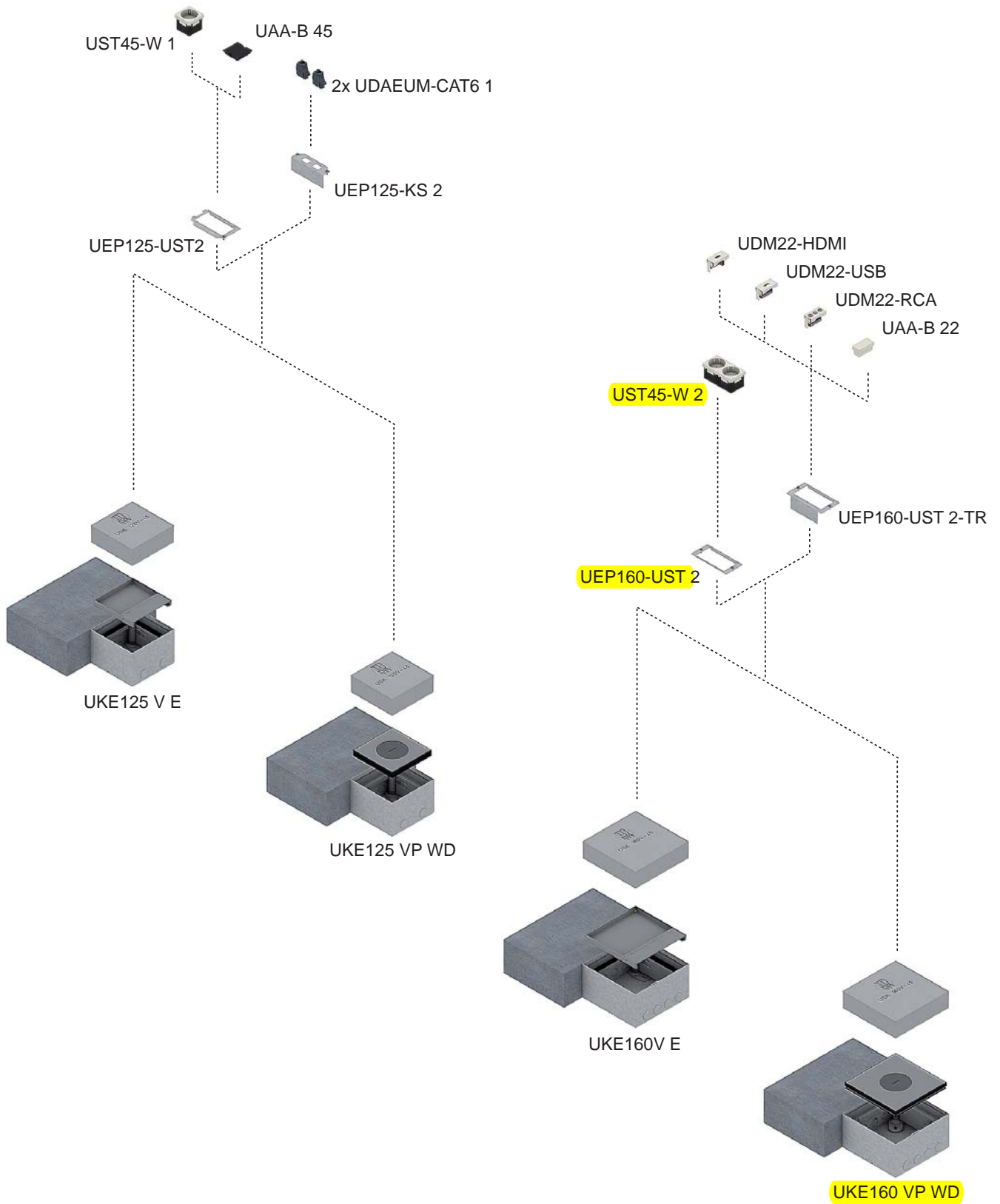
PRECISION

The outlet UKE is precise in many ways. It simplifies the installation process because it comes with a shuttering unit. UKE can be leveled to floor height after casting screed and installing floor covering. And it is made in Germany using state-of-the-art technology.



COMPACT SINGLE OUTLET, QUADRANGULAR

SYSTEM OVERVIEW



COMPACT SINGLE OUTLET, QUADRANGULAR

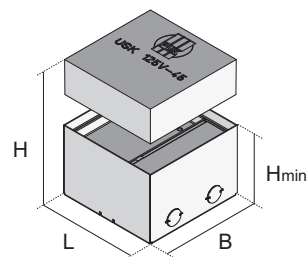
PRODUCT INFORMATION

UKE125 V Compact single outlet with cable outlet

Article ID	H mm	Hmin mm	B mm	L mm	T mm	Pmax kN	IPn	IPg	G kg
E G 									
UKE125 15-V E	+35	90	125	125	12	2	IP 30	IP 20	1,74

included:

- 1 x **UBD 90-125V** floor box
- 1 x **USK 125V-45** shuttering unit quadrangular
- 1 x **UEKKD1-2 15-V E** Single-outlet cable cartridge, quadrangular, levellable



Article ID	H mm	Hmin mm	B mm	L mm	T mm	Pmax kN	IPn	IPg	G kg
E G 									
UKE125 25-V E	+35	100	125	125	22	2	IP 30	IP 20	1,93

included:

- 1 x **UBD 100-125V** floor box
- 1 x **USK 125V-45** shuttering unit quadrangular
- 1 x **UEKKD1-2 25-V E** Single-outlet cable cartridge, quadrangular, levellable

Article ID	H mm	Hmin mm	B mm	L mm	T mm	Pmax kN	IPn	IPg	G kg
MS G 									
UKE125 25-V MS	+35	100	125	125	22	2	IP 30	IP 20	1,96

included:

- 1 x **UBD 100-125V** floor box
- 1 x **USK 125V-45** shuttering unit quadrangular
- 1 x **UEKKD1-2 25-V MS** Single-outlet cable cartridge, quadrangular, levellable

optional:

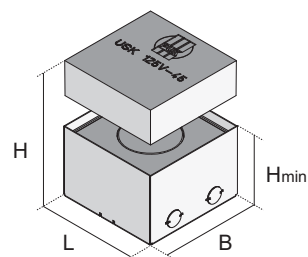
- UEP125 KS** Adapter board for Keystone modules for compact single outlets
- UEP125 UST** Adapter board for sockets for compact single outlets

UKE125 VP WD Compact single outlet with tube outlet

Article ID	H mm	Hmin mm	B mm	L mm	Pmax kN	IPn	IPg	G kg
E G 								
UKE125 15-VP-WD	+35	90	125	125	20	IP 54	IP 22	2,60

included:

- 1 x **UBD 90-125V** floor box
- 1 x **USK 125V-45** shuttering unit quadrangular
- 1 x **UEBDSM1-2 15-VP-WD** Single outlet cartridge with tube outlet



optional:

- UEP125 KS** Adapter board for Keystone modules for compact single outlets
- UEP125 UST** Adapter board for sockets for compact single outlets

COMPACT SINGLE OUTLET, QUADRANGULAR

TECHNICAL INFORMATION

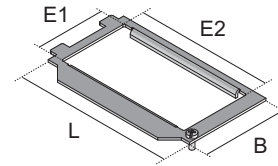
UEP125 UST Adapter board for sockets for compact single outlets

Article ID	B mm	L mm	E1 mm	E2 mm	G kg
S					
UEP125-UST 2	62	105	40,5	86	0,04

optional:

UST45 1 shockproof socket single

UST45 2 shockproof socket, duplex

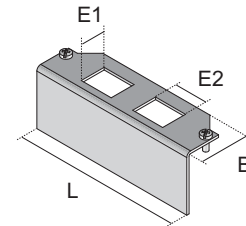


UEP125 KS Adapter board for Keystone modules for compact single outlets

Article ID	B mm	L mm	E1 mm	E2 mm	G kg
S					
UEP125-KS 2	29	98	14,8	19,5	0,06

optional:

UDAEUM data systems installation device



COMPACT SINGLE OUTLET, QUADRANGULAR

TECHNICAL INFORMATION

UKE160 V Compact single outlet with cable outlet

Article ID	H mm	Hmin mm	B mm	L mm	T mm	Pmax kN	IPn	IPg	G kg
E G 									
UKE160 15-V E	+35	90	160	160	12	2	IP 30	IP 20	2,39

included:

- 1 x **UBD 90-160V** floor box
- 1 x **USK 160V-45** shuttering unit quadrangular
- 1 x **UEKD1-2 15-V E** Single-outlet cable cartridge, quadrangular, levellable

Article ID	H mm	Hmin mm	B mm	L mm	T mm	Pmax kN	IPn	IPg	G kg
E G 									
UKE160 25-V E	+35	100	160	160	22	2	IP 30	IP 20	2,40

included:

- 1 x **UBD 100-160V** floor box
- 1 x **USK 160V-45** shuttering unit quadrangular
- 1 x **UEKD1-2 25-V E** Single-outlet cable cartridge, quadrangular, levellable

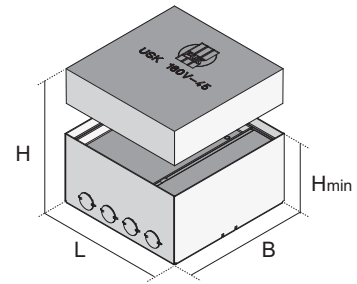
Article ID	H mm	Hmin mm	B mm	L mm	T mm	Pmax kN	IPn	IPg	G kg
MS G 									
UKE160 25-V MS	+35	100	160	160	22	2	IP 30	IP 20	3,40

included:

- 1 x **UBD 100-160V** floor box
- 1 x **USK 160V-45** shuttering unit quadrangular
- 1 x **UEKD1-2 25-V MS** Single-outlet cable cartridge, quadrangular, levellable

optional:

- UEP160 UST** Adapter board for sockets for compact single outlets
- UEP160 UST-TR** Adapter board, data/multimedia



UKE160 VP WD Compact single outlet with tube outlet

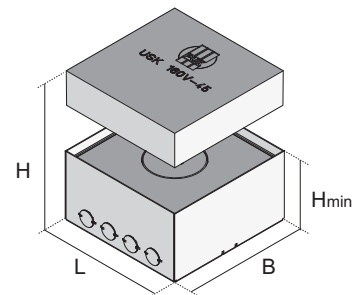
Article ID	H mm	Hmin mm	B mm	L mm	Pmax kN	IPn	IPg	G kg
E G 								
UKE160 15-VP-WD	+35	90	160	160	20	IP 54	IP 22	4,04

included:

- 1 x **UBD 100-160V** floor box
- 1 x **USK 160V-45** shuttering unit quadrangular
- 1 x **UEBDSM1-2 15-V8-WD** heavy-duty tube single outlet cartridge, quadrangular, levellable

optional:

- UEP160 UST** Adapter board for sockets for compact single outlets
- UEP160 UST-TR** Adapter board, data/multimedia



COMPACT SINGLE OUTLET, QUADRANGULAR

PRODUCT INFORMATION

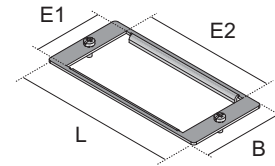
UEP160 UST Adapter board for sockets for compact single outlets

Article ID	B mm	L mm	E1 mm	E2 mm	G kg
S					
UEP160-UST 2	50	108	40,5	86	0,03

optional:

UST45 1 shockproof socket single

UST45 2 shockproof socket, duplex



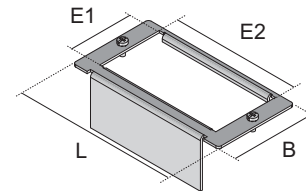
UEP160 UST-TR Adapter board, data/multimedia

Article ID	B mm	L mm	E1 mm	E2 mm	G kg
S					
UEP160-UST 2-TR	56	108	40,5	86	0,07

optional:

UDA45-KS Data cover, Keystone

UDAE22 data systems installation device single



COMPACT SINGLE OUTLET, QUADRANGULAR

ASSEMBLY INSTRUCTIONS



Quadrangular compact single outlet, external dimensions 125x125 mm and 160x160 mm for installation directly into screed, suitable for dry and wet maintenance rooms. Scope of delivery contains floor box, high-grade steel unit and shuttering unit. For parquet and stone floors of 12/22 mm. Levelling range: 80–125 mm or 90–135 mm.




Floor box

Align floor box in dead centre as delivered. Bend open ears and fix to raw ceiling.



Plastic conduit

Bend open perforation in the sides of floor box and insert plastic conduit.



Casting screed

Seal all openings of the floor box as delivered and cast screed accurately to the shuttering unit. Remove shuttering unit when screed is hardened.



Levelling to Floor

Remove cartridge cover and rubber seal and adjust single outlet to floor height flush over the four levelling screws.



Data Systems

Insert connected data jacks from below into the plate. Fasten equipped plate at the side of the single outlet.



Heavy Current Systems

Insert heavy current devices from the top and connect from below. Insert equipped plate using the snap tabs into the frame and fasten the opposite side.

COMPACT SINGLE OUTLET, QUADRANGULAR

ASSEMBLY INSTRUCTIONS



Assembly

Insert heavy current and low current plugs.



Single outlet

Insert rubber seal and cartridge cover, in case of dry maintenance floors install cartridge unit with cable outlet. Observe potential equalization.




Installation devices

Latch sockets and data devices into plate and connect conducts.



Single outlet frame

Fasten equipped plates to single outlet frame.



Assembly

Insert heavy current and low current plugs.



Tube

Insert rubber seal and tube cover. In case of wet maintenance floors, mount single tube outlet and tube. Observe potential equalization.