



K45 OFIBLOCK COMPACT



Multiple side inputs

- Quick connection
- Direct cable


Shares accessories with K45 OFIBLOCK PLUS

- Desktop
- Under desk
- Raised floor
- Mounted on wall or screen
- Metal surface with magnet

Can be installed in a raised floor

It installs sockets with pilot light under the floor to make locating the connection points easier.

Ideal for low-height raised floors



With all necessary materials

Each K45 OFIBLOCK COMPACT is supplied with its section, blind side cover, direct cable input side cover, screws and nuts and blind front plate, providing space for cables.

Mechanisms, electrical sockets and plates from page 72



Allows quick connection

Optional side cover for quick-connection input.



Easy installation by direct snap-fitting of the K45 mechanisms.



Transparent	Graphite grey Ral 7021	Pure white Ral 9010	Pale grey Ral 7035
/0	/14	/9	/24

K45 OFIBLOCK COMPACT WITH DIRECT CABLE INPUT



KFC102 /9 /14	2 usable K45 mechanisms
KFC103 /9 /14	3 usable K45 mechanisms
KFC104 /9 /14	4 usable K45 mechanisms
KFC105 /9 /14	5 usable K45 mechanisms
KFC106 /9 /14	6 usable K45 mechanisms
KFC107 /9 /14	7 usable K45 mechanisms
KFC108 /9 /14	8 usable K45 mechanisms
KFC109 /9 /14	9 usable K45 mechanisms
KFC110 /9 /14	10 usable K45 mechanisms

Modular side input covers

	ACFC01 /24 Blind side cover		ACFC02 /24 Side input cover direct cable		ACFC03 /24 Side entry cover single quick connection <i>Connectors on page 138</i>
	ACFC04 /24 Side input cover double quick connection <i>Connectors on page 138</i>				


K45 OFIBLOCK fastening mounts

	KSF1 Individual or under table		KSF2 Tandem under raised floor		KSF3 Desktop
	KSF4 Wall mounted Requires 2 per OFIBLOCK		KSF5 Anchor on DIN guide		KSF6 Support with magnet Requires 2 per OFIBLOCK (Check availability)

Installation accessories

	K302 + K112/.. K45 switch <i>+ information page 72</i>		K106A/.. Protection K45 circuit-breaker <i>+ information page 76</i>		S600/1 Access to raised floor Accessible cover <i>+ information page 28</i>
	TC250/0 Organiser <i>+ information page 116</i>		K129B/.. Multimedia Plates 1 HDMI connector <i>+ information page 83</i>		TS10 /14 Access to raised floor Trunking <i>+ information page 28</i>

Configuration example



	Quantity	Ref./Finish	Description
Covering	1	KFC103/9	K45 OFIBLOCK COMPACT with 3 usable K45 mechanisms, white
Electrical sockets and plates	1	KB96U/9	K45 flat V&D plate with 2 Cat. 6 UTP connectors, white
	2	K11/9	K45 electrical socket, Schuko, quick terminal connection, white
	1	AC11	Connection block for multi-sockets
	1	KSF3	Desktop OFIBLOCK COMPACT mount
	1	TC250/0	Cable organiser Ø 25 mm and 2 m length

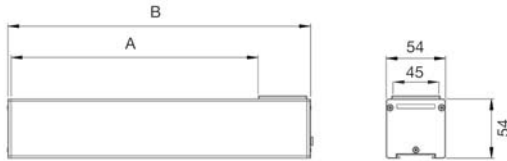
Technical details
See page 164

Technical information

K45 OFIBLOCK COMPACT

- Product designed according to the Safety Requirements of Directive 2006/95/EC (Low Voltage) through standard UNE-EN-60.670.
- CE marked product.
- IP protection level: 4x.
- The recommended temperature range during installation is: - 5°C to + 60°C.
- The maximum temperature during construction work is + 60°C.
- Manufactured in Anodised Aluminium.

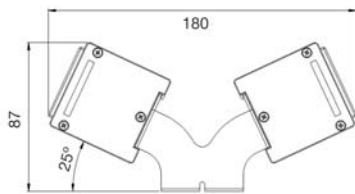
OFIBLOCK COMPACT



References	No. of K45 modules	Dimensions	
		A	B
KFC102/..	2	90	135
KFC103/..	3	135	180
KFC104/..	4	180	225
KFC105/..	5	225	270
KFC106/..	6	270	315
KFC107/..	7	315	360
KFC108/..	8	360	405
KFC109/..	9	405	450
KFC110/..	10	450	495

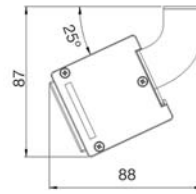
Support on raised floor (tandem configuration)

Ref. KSF2



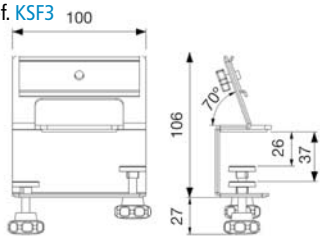
Single support under desk

Ref. KSF1



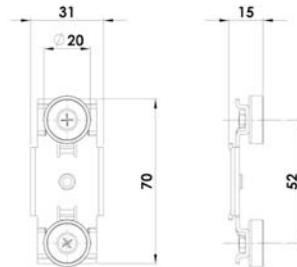
Desktop support

Ref. KSF3



Support with magnet

Ref. KSF6

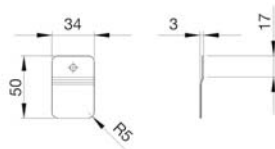


Ø	Height	Weight	Force
20 mm	6 mm	12.5 gr	9 kg

Type of magnet: Neodymium

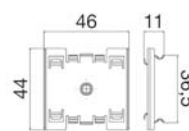
Wall mounting support

Ref. KSF4



Fastening on DIN guide

Ref. KSF5



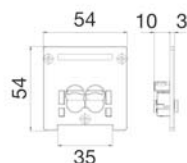
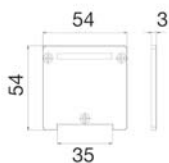
Modular side input covers

Ref. ACFC01/24

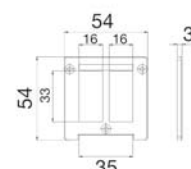
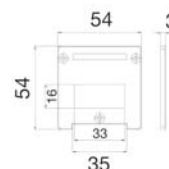
Ref. ACFC02/24

Ref. ACFC03/24

Ref. ACFC04/24



Cable cross-section.
Maximum of Ø 8 mm/
Minimum of Ø 3.5 mm



Measurements in mm